



www.in-win.com

IP-S Series HQ

ATX 12V V2.2 / PS2

Features

- Multiple +12V Output
- Smart Thermal Control to Balance Noise & Cooling
- 120mm Cooling Fan
- 8(6+2) Pin or 6 Pin for PCI-E VGA Card
- MTBF 80KHRs @ 25°C per MIL-STD-217D/F
- Meets Intel® Haswell Processors

Safety



Dimensions

150(W) X 140(L) X 86(H) mm



Specifications








Model No.	Max. Output	AC Input	PFC	Max. Output Current								
				+12V1/ Peak	+12V2/ Peak	+5V	+3.3V	-12V	5VSB	MAX1	MAX2	MAX3
IP-S350HQ7-0	350W	230V	N/A	11/15A	14/18A	15A	20A	0.3A	2.5A	103W	264W	350W
IP-S400HQ7-0	400W	230V	N/A	17A	14/18A	15A	22A	0.3A	2.5A	120W	300W	400W
IP-S450HQ7-0	450W	230V	N/A	17A	16/19A	15A	22A	0.3A	2.5A	130W	360W	450W

* MAX1: 5V & 3.3V Total Output

* MAX2: +12V Total Output

* MAX3: Total Output Power

Connectors

Model No.							
	24 Pin Main Power Connector	4+4 Pin +12V CPU Power Connector	4 Pin FDD Power Connector	Peripheral Power Connector	SATA Power Connector	6+2 Pin PCI-E Power Connector	6 Pin PCI-E Power Connector
IP-S350HQ7-0	1	1	1	1	4	N/A	1
IP-S400HQ7-0	1	1	1	1	4	N/A	1
IP-S450HQ7-0	1	1	1	1	6	1	N/A

* The actual product is subject to change without prior notice. In Win Development Inc. reserves the right to make final modifications.