


User Manual - English

Specifications

1. MANA150 Case x 1
2. User Manual x 1
3. Accessories Bag x 1
 - a. Motherboard / Add-on Card Screw x 15
 - b. ODD Screw x 6
 - c. 3.5" HDD Screw x 24
 - d. 2.5" HDD Screw x 4
 - e. Cable Tie x 4
 - f. Buzzer x 1
 - g. Motherboard Standoff x 3
 - h. PCI Slot Bracket x 1

Case Structure

1. 6.25" Drive Bay Cover
2. Power Button
3. USB 3.0 Port
4. Audio Ports (Front/Back/Line)
5. USB 2.0 Port
6. Power Connector
7. Top Cover Venting Hole
8. 12cm Fan Port
9. PCI-E / PCI / PCI-Express Slot
10. Back Protection Panel
11. External 3.5" Drive Bay
12. Internal 3.5" Drive Bay
13. 3.5" SATA HDD / 2.5" Slim Module
14. 2.5" HDD/SSD Slim Bay
15. Tool-Free Mounting (CPU/2.5" Devices)
16. Tool-Free Mounting (3.5" x 2.5" Devices)
17. Cable Arrangement Area
18. Case-Edge Connector Installation Guide Area
19. Mounting Mounting Area
20. Mounting Mounting Area
21. Mounting Mounting Area
22. Mounting Mounting Area
23. Mounting Mounting Area
24. Clear Side Panel (Optional)



Specifications

Case Size	Mini Tower
Material	Steel
Drive Bays	3.5" x 2.5" x 3
Max Fan Fan Size	12cm (3.0" x 2.5" (Supports SATA/HDD/CD-ROM Module x 2), 2.5" x 2.5" (ATX / Micro-ATX)
Power Supply	ATX 12V (Flat Side)
USB Extension Slots	PCI-E / PCI / PCI-Express Slot x 7 USB 3.0 x 2 USB 2.0 x 1
Front Ports	HD/AC/97 Audio 12cm LED Front Fan x 1 (Maximum Supports 12cm Front Fan x 2) 12cm Rear Fan x 1 12cm Top Fan x 2 (Optional) 12cm Side Fan x 2 (Optional) Headset/Chat/Headset
Thermal Solution	
Dimensions (H x W x D)	432 x 190 x 495mm (17" x 7.5" x 19.5")


Notices and Warranty

- ### ↑ Notices
1. Please follow the user manual for installation.
 2. While installing the computer components, please use the anti-static precautions to prevent ESD (electrostatic discharge) damage. If you cause injury to the radiator and fanings to the machine, incorrect installation may burn the motherboard and other components.
 3. To avoid any damage, please do not use product for any purpose other than its intended use.
 4. Any modification may damage the product.
 5. Please remove all internal devices before shipping or moving. (Including power supply, hard drive, CD-ROM, motherboard, CPU, etc.)
- ### ↑ Warranty
- For more detailed warranty information, please visit the In Win retail website at www.inwin-stylo.com.
- * The actual product is subject to change without prior notice. In Win Development Inc. reserves the right to make final modifications.

Installation Guide (Please follow the related chapters to assembly)

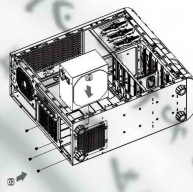
1. Opening the Chassis

Parts Required: None



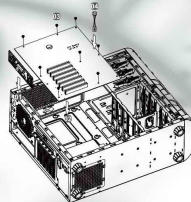
2. Power Supply Installation

Parts Required: None



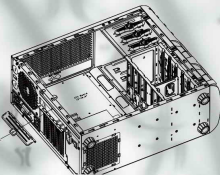
3. Motherboard Installation

Parts Required: Motherboard Screws / Motherboard Standoffs / Buffer




4. Add-On Card (PCI-E / PCI / AGP) Installation

Parts Required: Add-on Card Screws / PCI-God's Holder



CONTEMPORARY & INNOVATIVE
In Win Development Inc.



↓ User Manual ↓ Manual del Usuario
↓ 說明手冊 ↓ Manual del Usuario
↓ Benutzeranweisung ↓ Benutzeranweisung

Version 2.0


www.inwin-stylo.com
Copyright © 2012 IN WIN DEVELOPMENT INC. All Rights Reserved.

3RAM6E21702

使用手冊 - 繁體中文


包裝內容

1. MANA150 機殼 x 1
2. 說明手冊 x 1
3. 配件包 x 1
 - a. 主機板 / 介面卡螺絲 x 15
 - b. 3.5" 硬碟固定螺絲 x 6
 - c. 3.5" 硬碟固定螺絲 x 24
 - d. 2.5" 硬碟固定螺絲 x 4
 - e. 束線帶 x 4
 - f. 喇叭 x 1
 - g. 主機板固定柱 x 3
 - h. PCI 插槽擋片 x 1



機殼結構

1. 6.25" 磁碟機蓋板
2. 電源按鈕
3. USB 3.0 埠
4. 音訊埠 (前置/後置/線性)
5. USB 2.0 埠
6. 電源連接器
7. 頂蓋散熱孔
8. 12cm 風扇埠
9. 介面卡 (PCI-E / PCI / AGP) 擴充槽
10. 後蓋保護板
11. 外蓋式 3.5" 磁碟機
12. 內蓋式 3.5" 磁碟機
13. 3.5" SATA 硬碟機/2.5" 超薄模組
14. 2.5" HDD/SSD 雙面磁碟機
15. 3.5" 硬碟固定螺絲
16. 3.5" 硬碟固定螺絲
17. 螺絲帽
18. CPU 散熱器安裝指南區域
19. 安裝安裝區
20. 安裝安裝區
21. 安裝安裝區
22. 安裝安裝區
23. 安裝安裝區
24. 透明側板 (選配)



規格

機殼款式	垂直式半塔機殼
材質	鋼板/鍍錫鋼板
外觀尺寸	外觀尺寸 395 x 190
Drive Bays	3.5" x 2.5" x 3
Max Fan Fan Size	12cm (3.0" x 2.5" (Supports SATA/HDD/CD-ROM Module x 2), 2.5" x 2.5" (ATX / Micro-ATX)
主機板規格	支援 ATX 12V (Flat Side)
電源供應器	PCI-E / PCI / PCI-Express Slot x 7 USB 3.0 x 2 USB 2.0 x 1
前置埠/介面	HD/AC/97 Audio 12cm LED Front Fan x 1 (最多支援 12cm 前置風扇 x 2) 12cm 後置風扇 x 1 12cm 頂部風扇 x 2 (選配) 12cm 側風扇 x 2 (選配) Headset/Chat/Headset
散熱解決方案	
尺寸 (H x W x D)	432 x 190 x 495mm (17" x 7.5" x 19.5")

注意事項和保固範圍

- #### ↑ 注意事項
1. 請閱讀產品使用手冊之全部內容。
 2. 安裝電腦時請務必關閉電源，請戴上靜電防護手環進行安裝，否則可能會導致人員及機器的損壞。
 3. 請勿將任何液體或固體物，灑到主機板及手環這等位置，否則可能會導致人員及機器的損壞。
 4. 請勿將任何液體或固體物灑到產品內之孔道，以免導致卡頓及電腦損壞。
 5. 如有需要，請先卸下機殼的所有裝置，包括電源供應器、硬碟、光碟機、主機板、散熱器等，並確保所有裝置及電腦零件均無損。

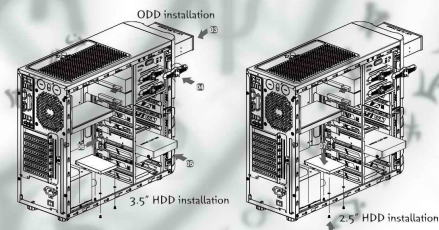
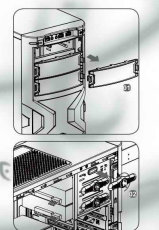
↑ 保固範圍

本產品之保固範圍與零件無關，請至本公司網站 www.inwin-stylo.com 查詢。

* 本產品所有附屬之機殼資料均有其限制，與該產品上市之產品可能存在差異，因而無法保證最終效果。

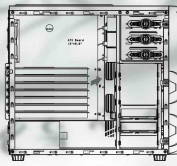
6. 5.25", 3.5" and 2.5" Drive Bays Installation (ODD/HDD)

Parts Required: ODD Screw / 3.5" HDD Screws / 2.5" HDD Screws



7. Cable Management

Parts Required: Cable Ties



8. Completing Installation

Parts Required: None

